

# The 2021 Hyperledger Brand Study

Linux Foundation Research  
In Partnership With Hyperledger

# Methodology & Segmentation

# Survey Scope and Screening Criteria

## Sample

- Size: 243 (after screening filters)
- Survey fielded: May 2021
- Scope: Worldwide
- Enterprises: Technology consumers, producers, and organizations

## Target Respondents

- ITDMs, LoB Leaders, Project Managers, Academia
- Director, VP, or C-Level roles
- Material involvement in technology decision making

## Respondents filtered out of analysis

- Where Title (q4), Role (q5), and Industry (q6) = "Other"
- Verbatims associated with these fields primarily showed respondents outside of our target criteria

MoE is +/- 5.2% with 90% confidence and +/- 6.2% with 95% confidence



# Demographics at a Glance

**Role**



- 49% IT
- 19% Product Dev
- 16% Go To Market
- 6% Project Management
- 6% Consultants
- 4% Finance

**Title**



- 29% Technician
- 24% C-level
- 19% Management
- 11% Analyst
- 10% Director
- 7% Other

**Company Size**



- 55% 1-100 Employees
- 14% 30K+ Employees
- 12% 1K-10K Employees
- 11% 100-1K Employees
- 6% 10K-30K Employees
- 2% Don't Know

**Geography**



- 29% North America
- 29% Asia Pacific
- 23% Europe
- 13% Latin America
- 6% Middle East/Africa

**Vertical Industries**



- 36% IT
- 14% Fin Services
- 11% Business Services
- 7% Education
- 5% Manufacturing
- 4% Government
- 4% HC/LS
- 19% Other

# Demographics

# Company Size (Employees)

**Q2. Counting all locations where your employer operates, what is the total number of persons who work at your company? Your best estimate is fine.**

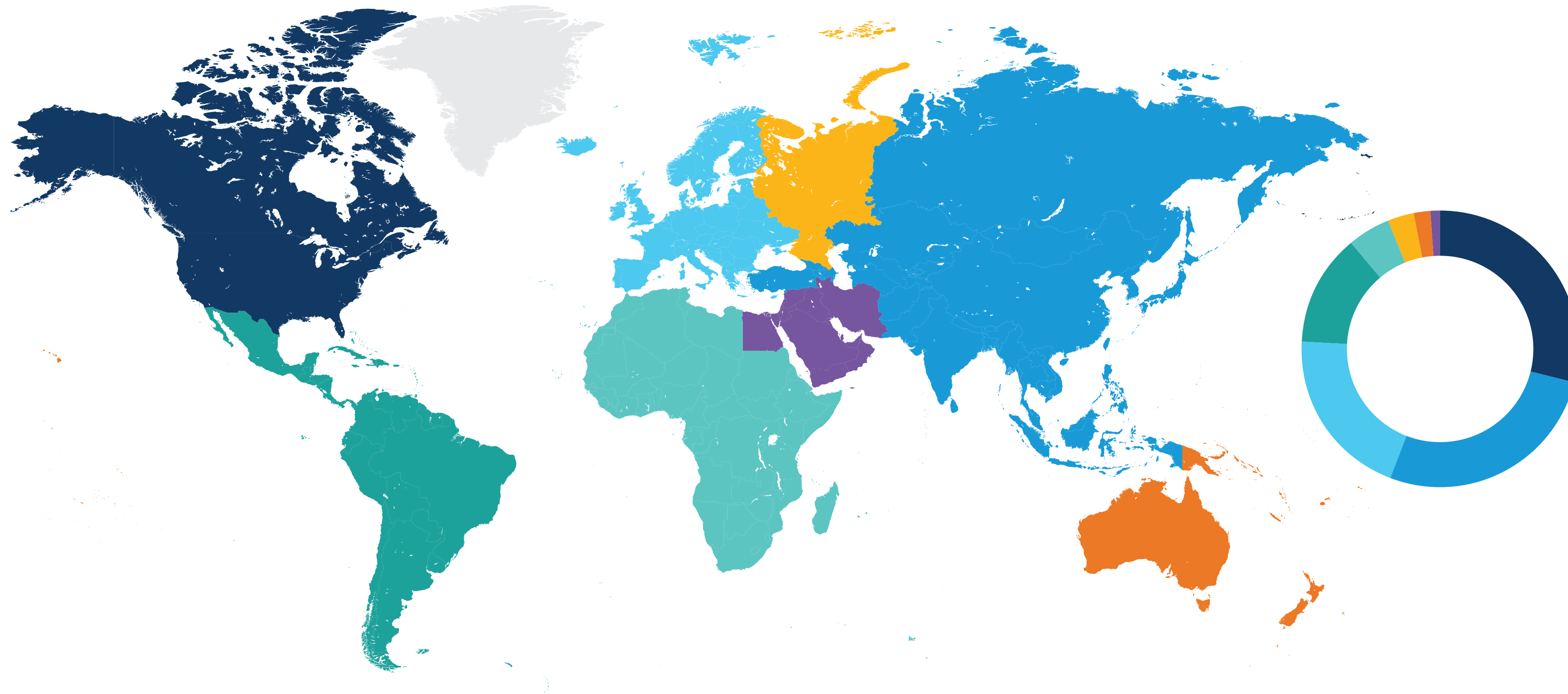
N=243, single response, percent responding



# Region

## Q3. In which region do you reside?

N=243, single response, percent responding



- **29%** North America  
(US/Canada)
- **27%** Asia
- **20%** Western Europe
- **13%** Latin America  
(Mexico, Brazil, Argentina, etc.)
- **5%** Africa
- **3%** Eastern Europe
- **2%** Australia/Oceania
- **1%** Middle East  
(Turkey, Egypt, Israel, etc.)

# Title

## Q4. Which of the following best describes your title?

N=243, single response, percent responding





# Role

## Q5. Which of the following best describes your role?

N=243, single response, percent responding



# Industry

## Q6. What is your organization's industry?

N=243, single response, percent responding



# Approach to Computing Infrastructure

**Q7. What is your organization's approach to providing computing infrastructure? Choose one.**

N=243, single response, percent responding



# Approach to Cloud Computing

## Q8. How would you describe your enterprise's approach to providing cloud computing infrastructure?

N=243, single response, percent responding





# Blockchain Questions

# Blockchain Familiarity

## Q9. How would you describe your familiarity with blockchain technology?

N=236, single response, percent responding



# Hyperledger Familiarity

## Q10. How would you describe your familiarity with Hyperledger technologies?

N=236, single response, percent responding



# Blockchain Use Cases

**Q11. Which one statement best describes blockchain technology? Choose one.**

N=236, single response, percent responding





# Blockchain Adoption

**Q12. Which of the following best describes your organization when it comes to business blockchain technologies?**

N=220, single response, percent responding

- **33%** Already has implemented, or is currently implementing blockchain technologies
- **22%** Currently evaluating or testing blockchain technologies
- **20%** Have discussed blockchain technologies



- **12%** Blockchain technologies are not currently on our radar screen
- **8%** Don't know
- **5%** Accepts cryptocurrency as a payment mechanism

# If Blockchain Not Being Considered/Used

**Q13. If blockchain is NOT yet being considered, how likely is it that your organization will evaluate business blockchain technologies in the next two years?**

N=43, single response, percent responding



# Scope of Respondent Decision Making with Blockchain

**Q14. Which of the following describes the extent to which you are involved in decisions around blockchain within your firm?**

N=189, single response, percent responding

**46%** I have significant influence or decision-making authority (individually or as part of a group) regarding blockchain

**31%** I have some influence or input into decisions (individually or as part of a group) regarding blockchain



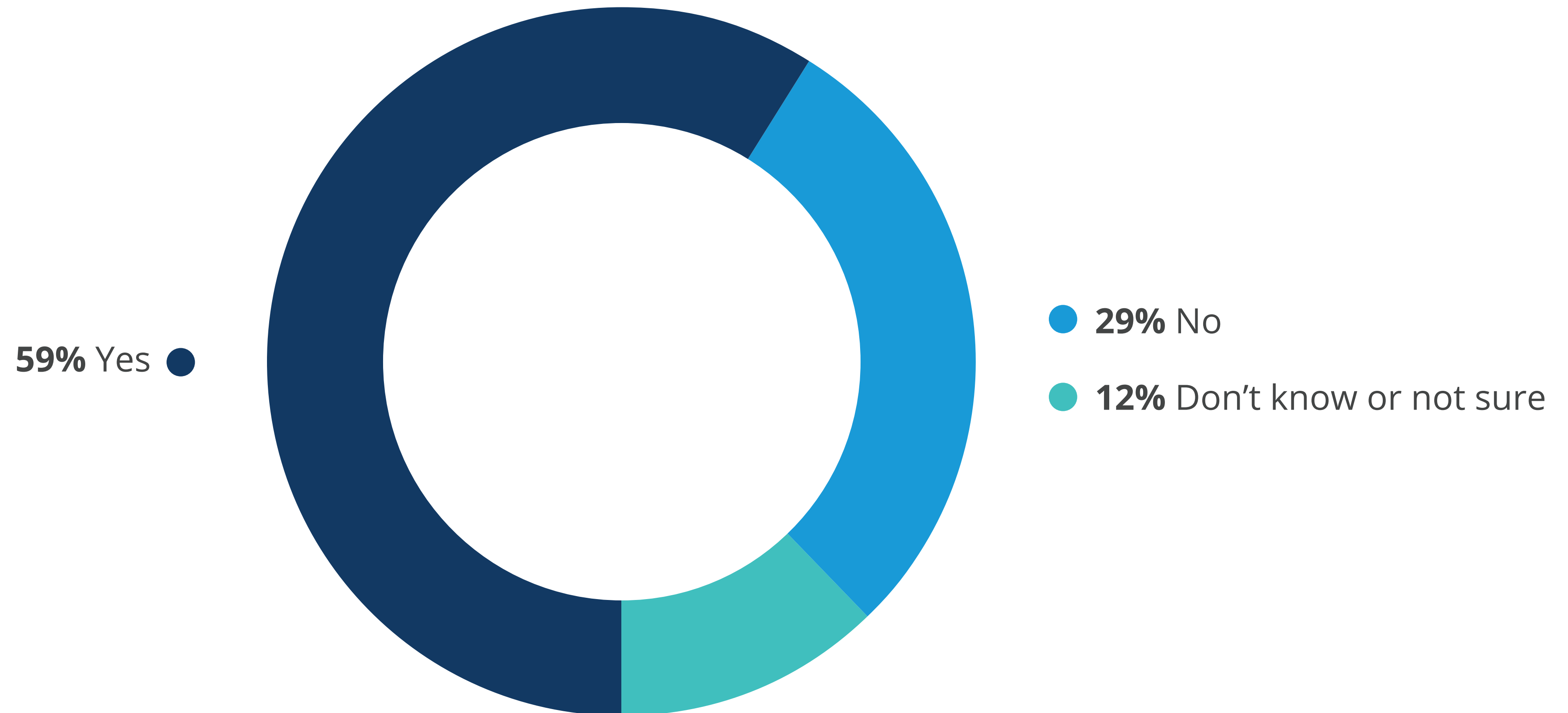
**14%** I am not involved in blockchain decision making

**10%** I have little or no influence or input on decisions regarding blockchain

# Experience in Blockchain Application Development

**Q15. Do you or will you have hands-on experience developing applications for blockchain technologies?  
(E.g. supply chain tracking, asset tracking, cryptocurrency payments)**

N=189, single response, percent responding





# Are Blockchain Applications in Development?

**Q16. What type of blockchain applications are being developed or might be deployed within your organization?**

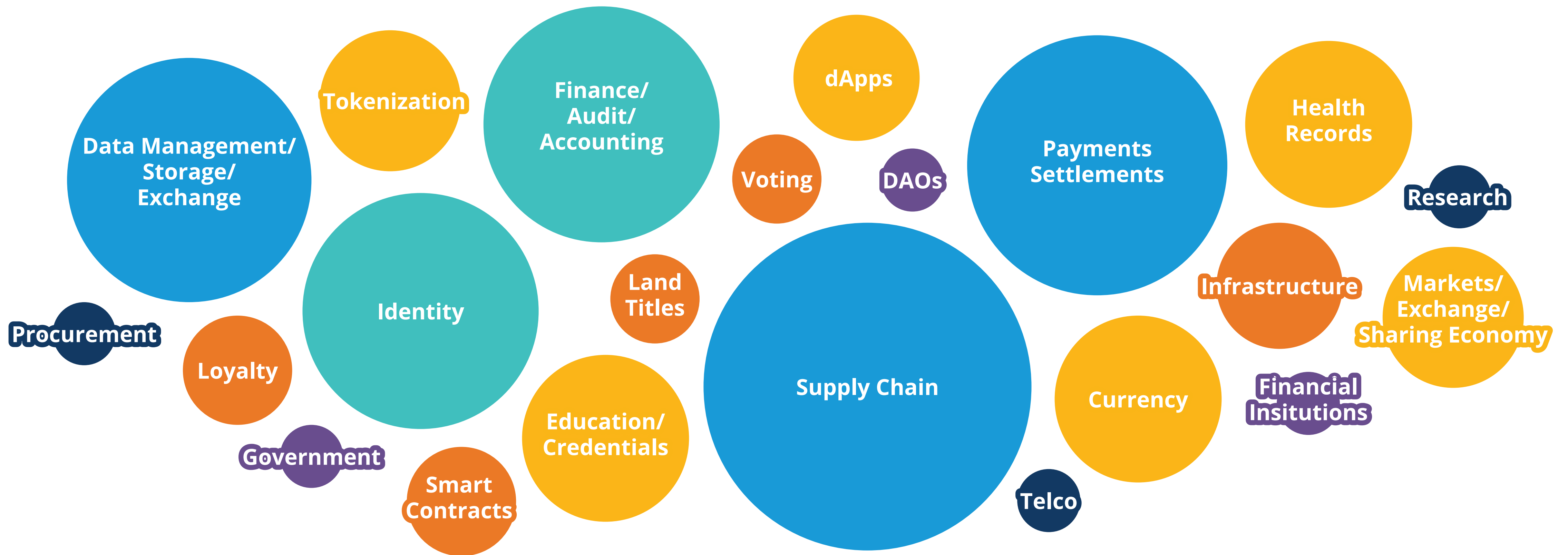
N=188, single response, percent responding



# Blockchain Applications in Development

Q16. What type of blockchain applications are being developed or might be deployed within your organization?

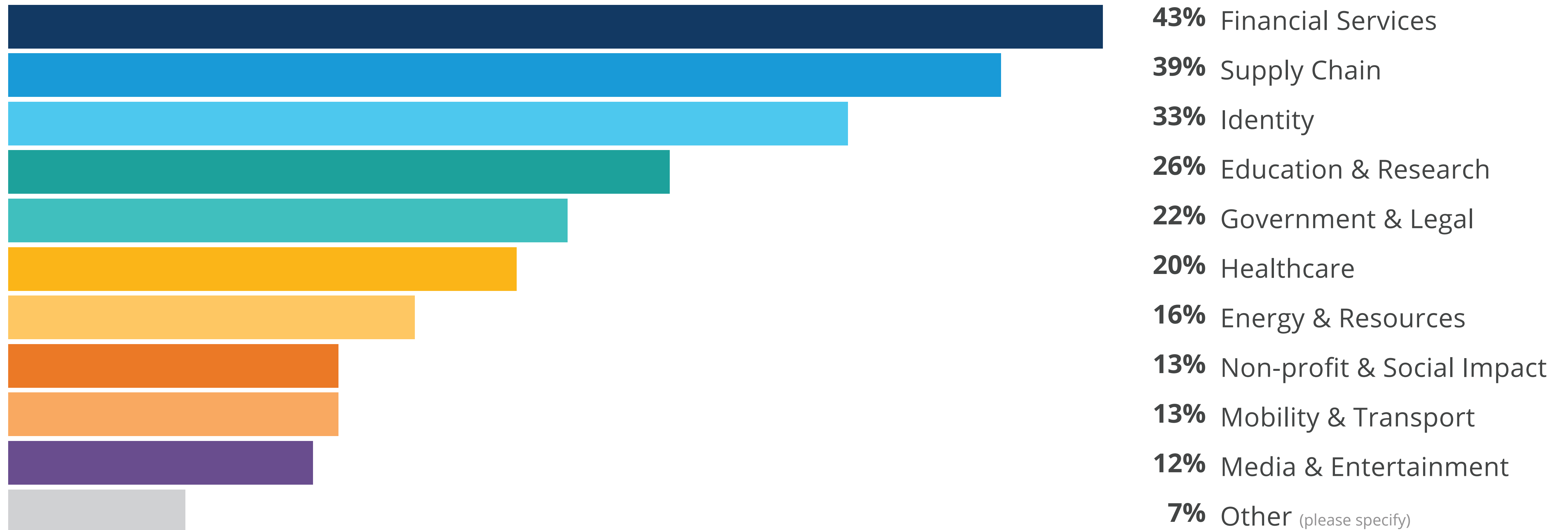
N=189, multiple response, percent responding



# Blockchain Application Categories

**Q17. Which of the following best categorize the blockchain application(s) being developed or deployed within your organization? Check all that apply.**

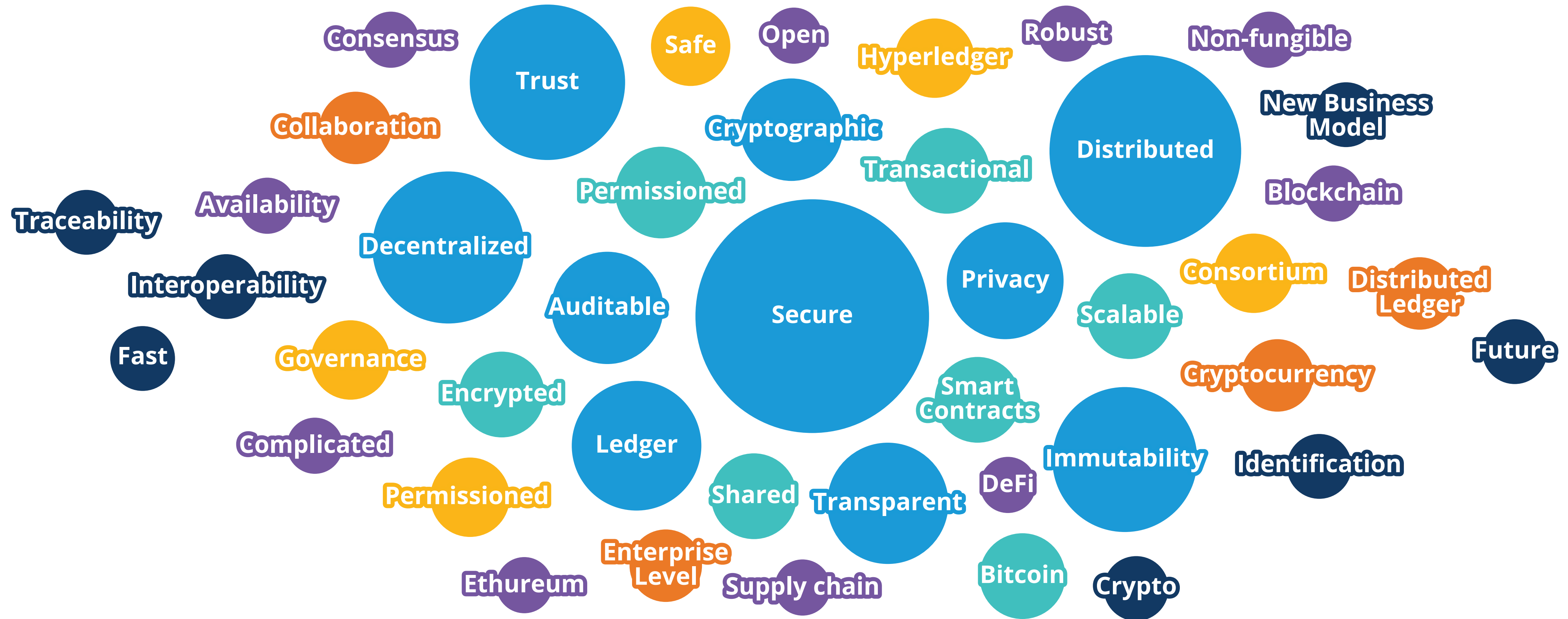
N=189, multiple response, percent responding



# Words to Describe Blockchain

**Q18. What words would you use to describe “business blockchain technology?” There are no right or wrong answers. Simply type in the first words that come to mind when you think about business blockchain technology.**

N=159, single response, percent responding

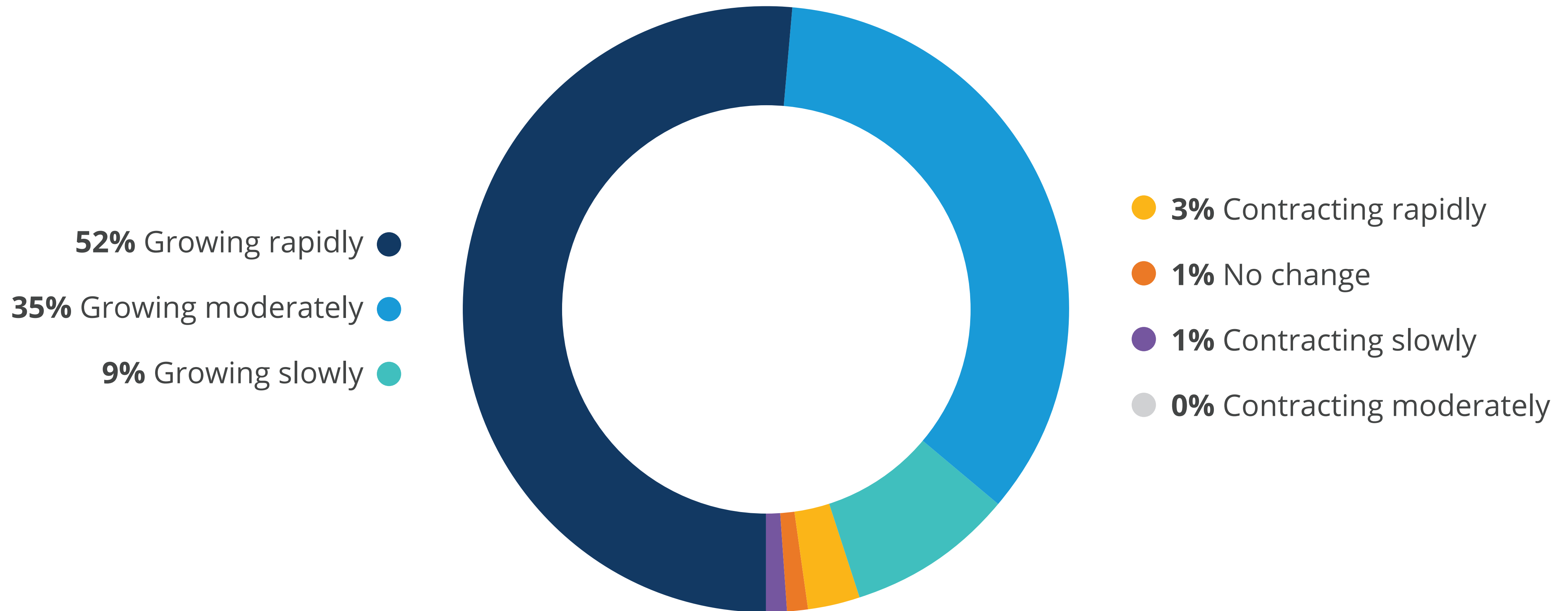




# Blockchain Growth

## Q19. Where do you see business blockchain technology going over the next 2 years?

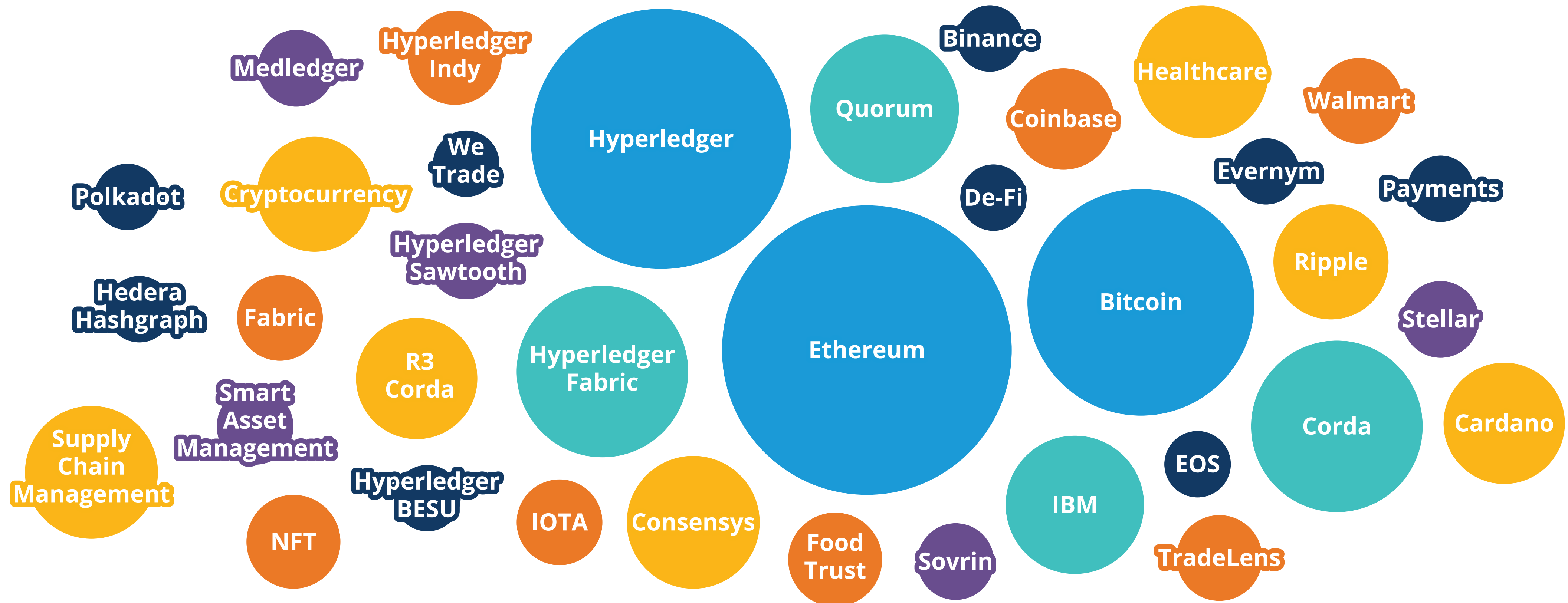
N=159, single response, percent responding



# Words to Describe Blockchain

**Q20. Please identify the first five business blockchain technology projects or brands you can think of. Name up to five brands or projects in the spaces below.**

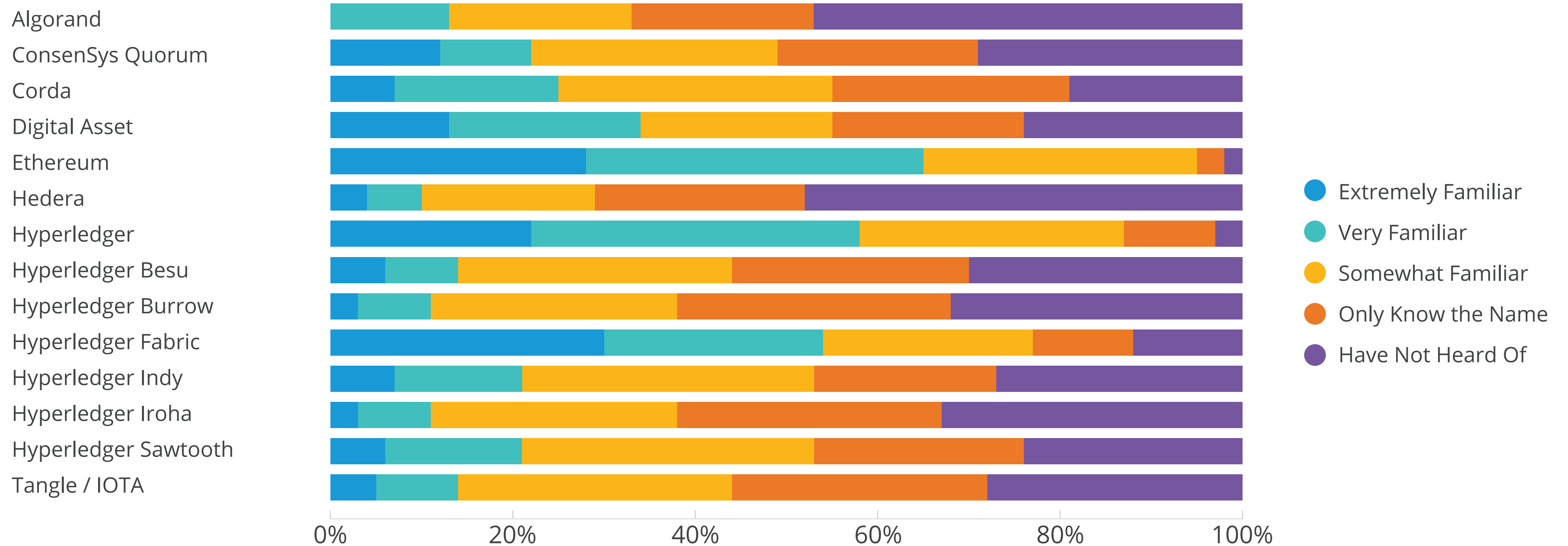
N=159, single response, percent responding



# Business Blockchain: Brand Familiarity

Q21. When it comes to business blockchain, how familiar are you with the following brands?

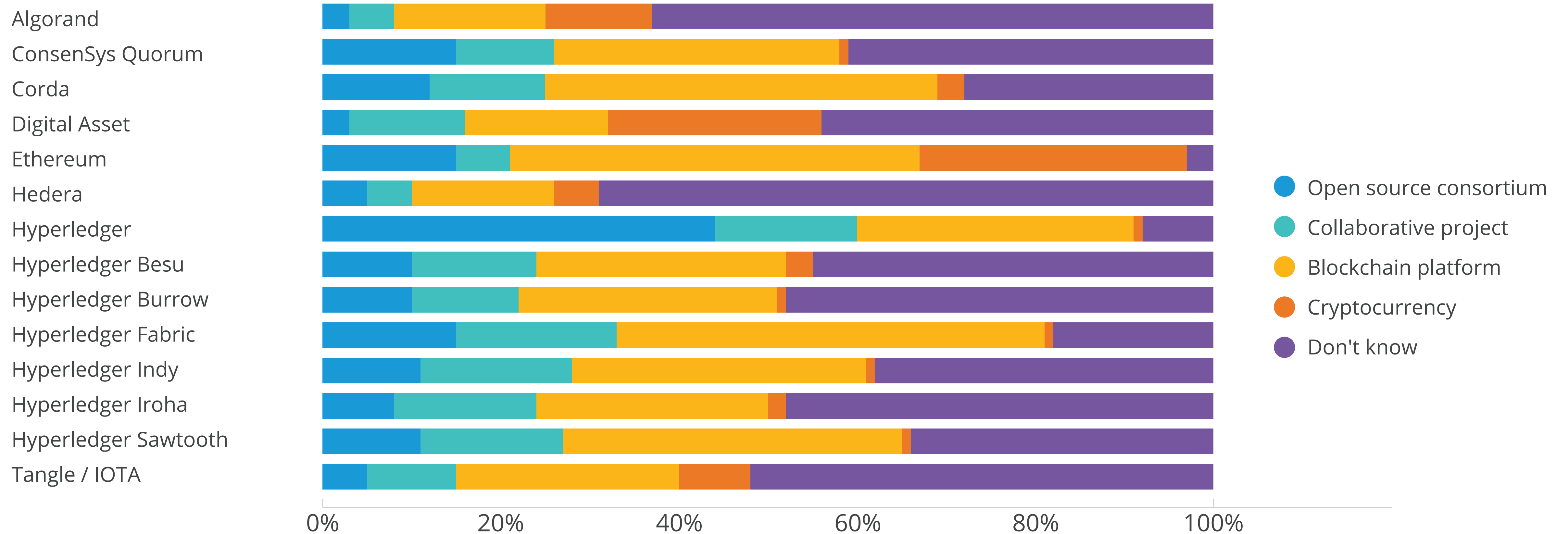
N=159, single response per row, percent responding



# What Best Describes each Blockchain Brand

## Q22. Which of the following best describes each brand?

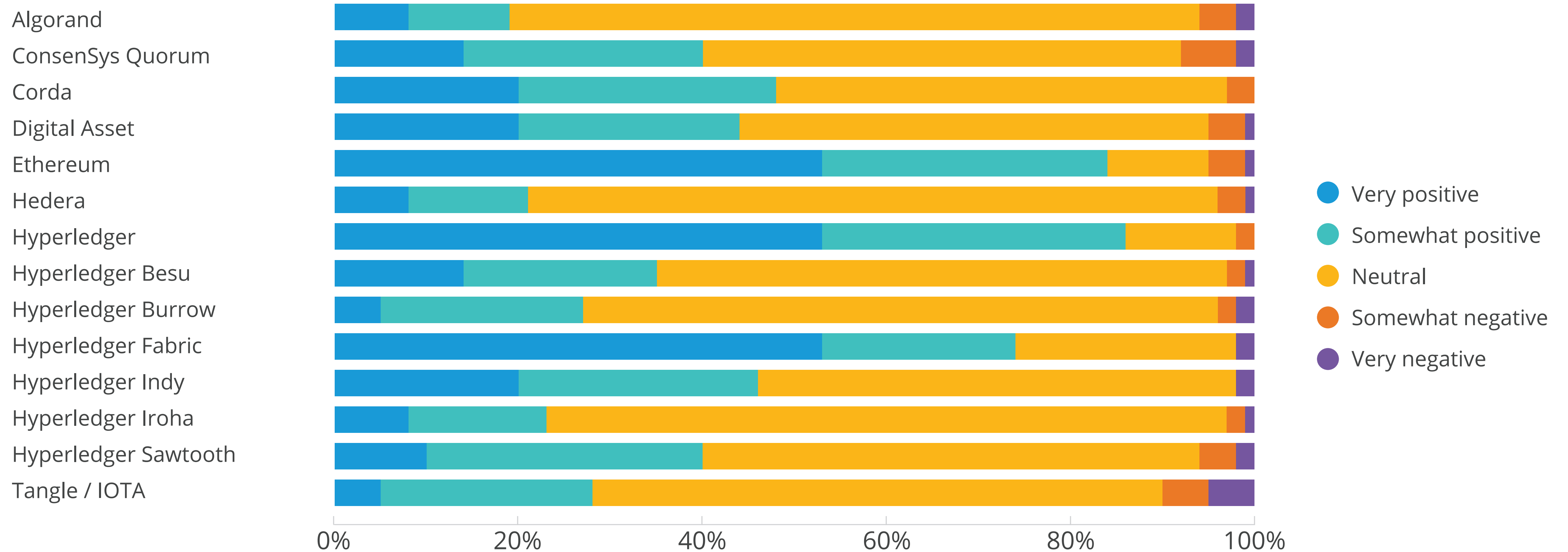
N=159, single response per row, percent responding



# Blockchain Brand Perceptions

## Q23. What are your perceptions of each of the following brands?

N=142, single response per row, percent responding

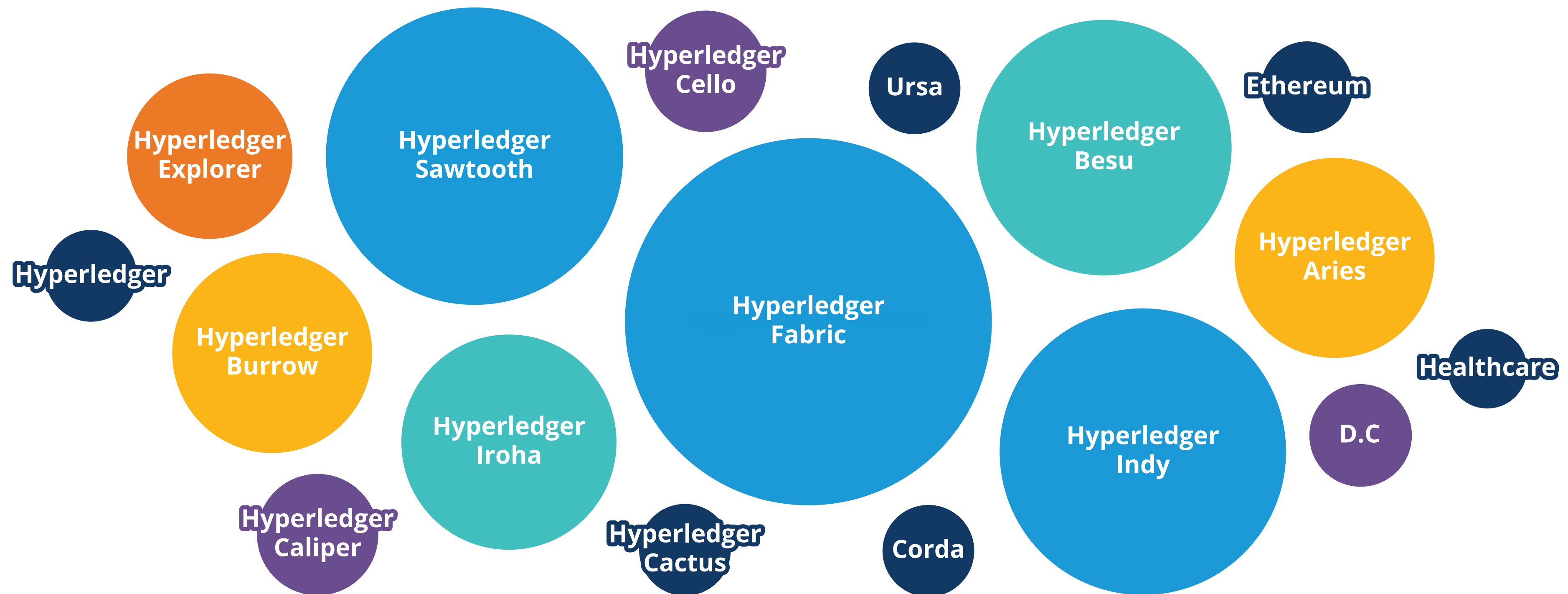




# Blockchain Constructs that are Part of Hyperledger

**Q24. Name any blockchain technologies or projects (e.g. codebases, frameworks, platforms, tools) that are part of Hyperledger.**

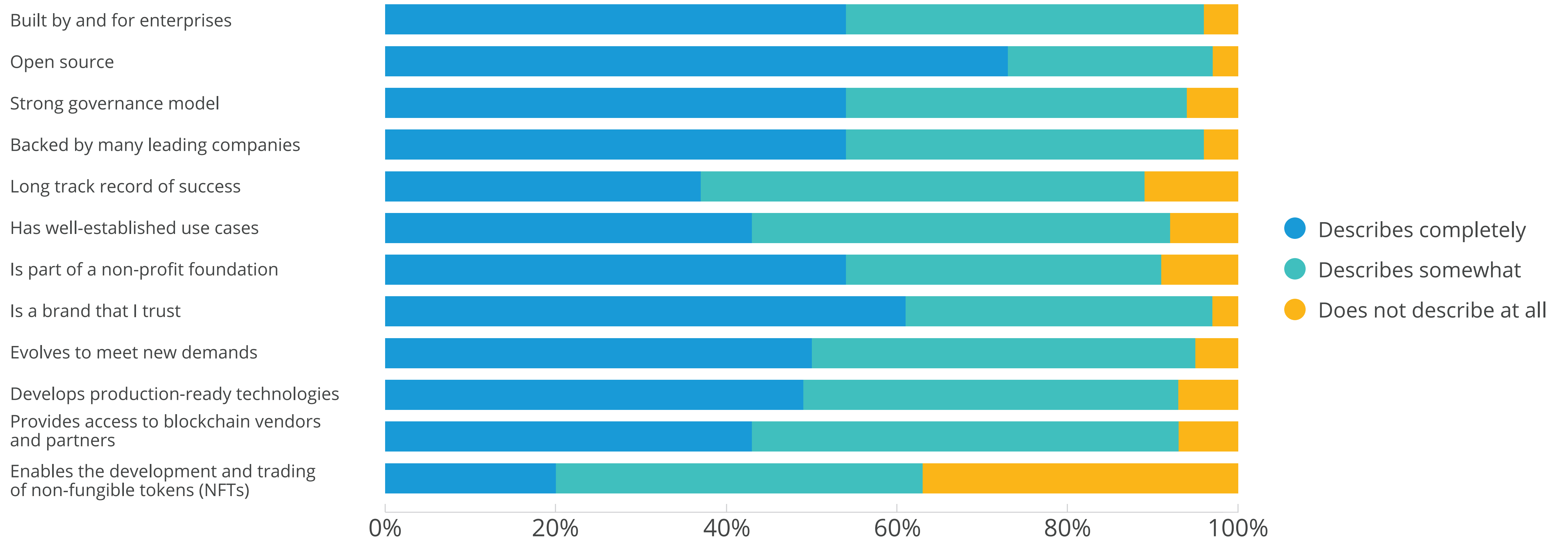
N=159, single response, percent responding



# Hyperledger Attributes

## Q26. How effectively do the following statements describe Hyperledger?

N=142, single response per row, percent responding



# Blockchain Maturity

**Q27. Which of the following best describes the stage of development your organization is in with regard to blockchain technology?**

N=140, single response, percent responding



# Future Blockchain Deployment Plans

**Q28. If your organization is not yet deploying blockchain technology, how long do you think it will be before it is ready to do so?**

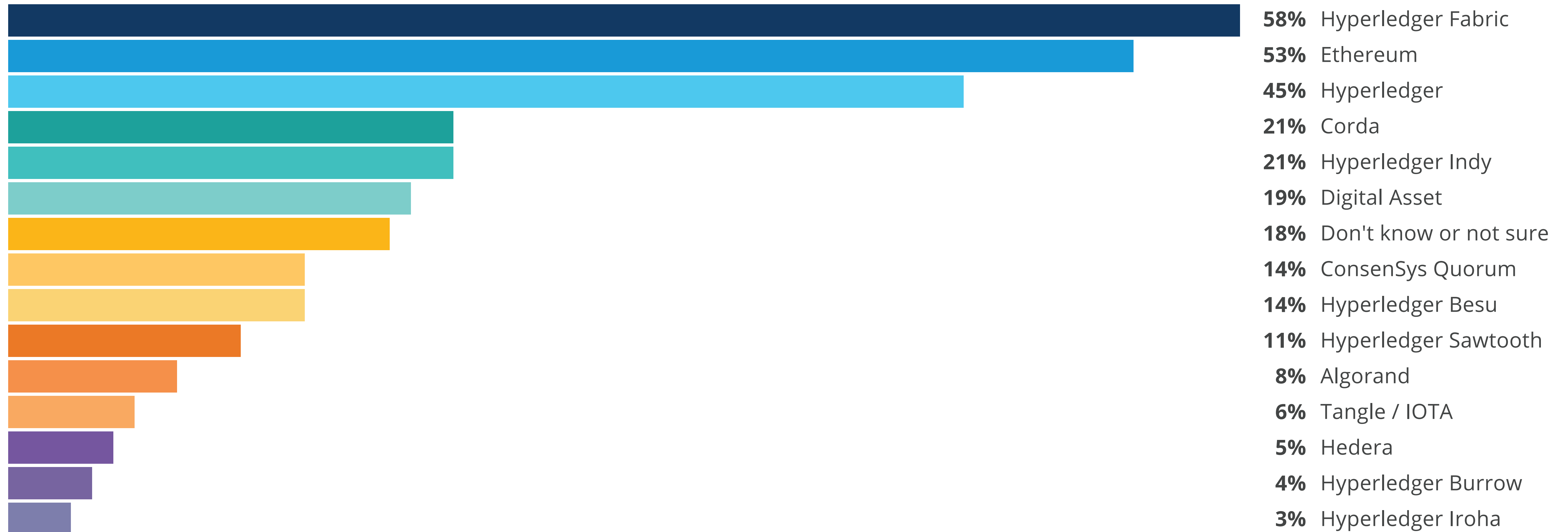
N=140, single response, percent responding



# Most Likely Technologies to be Leveraged

**Q29. Which of these technologies are most likely to be considered, evaluated, or implemented within your organization? Check all that apply.**

N=140, multiple response, percent responding





# Hyperledger Tools Most Likely to be Implemented

**Q30. Which Hyperledger tools are most likely to be considered, evaluated, or implemented? Check all that apply.**

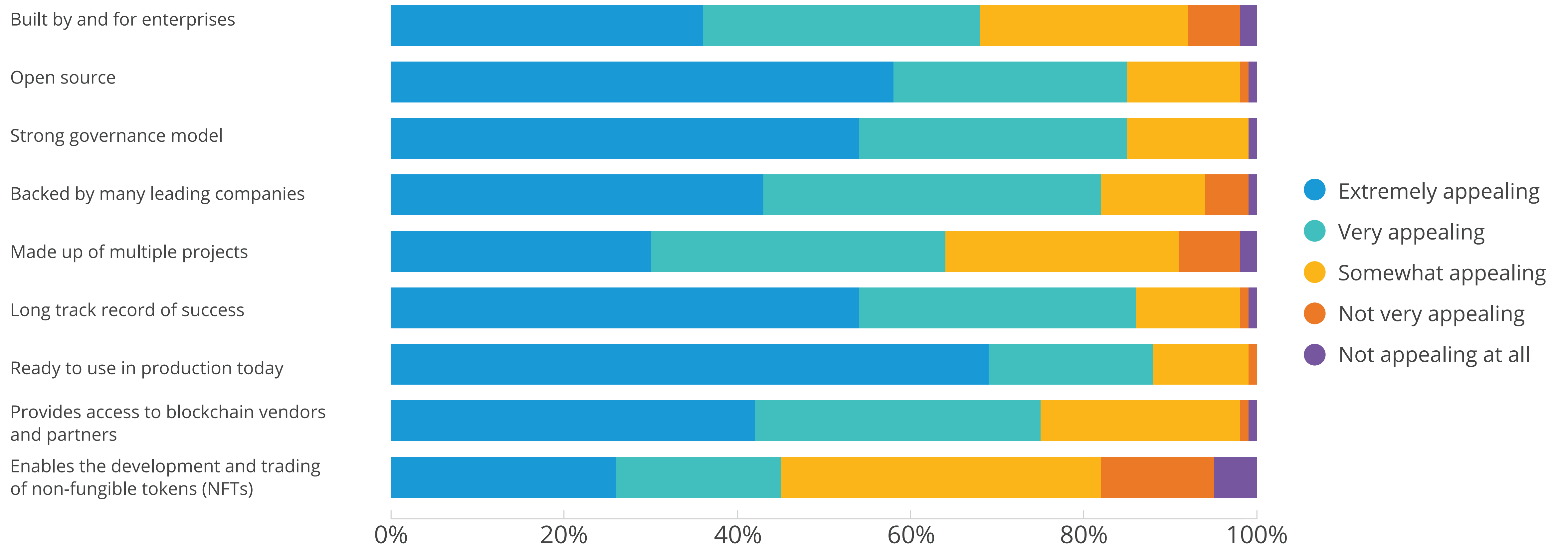
N=140, multiple response, percent responding



# Appealing Blockchain Attributes

**Q31. Imagine a hypothetical business blockchain technology was brought to market that included the following features. To what extent, if at all, do you find these features "appealing"?**

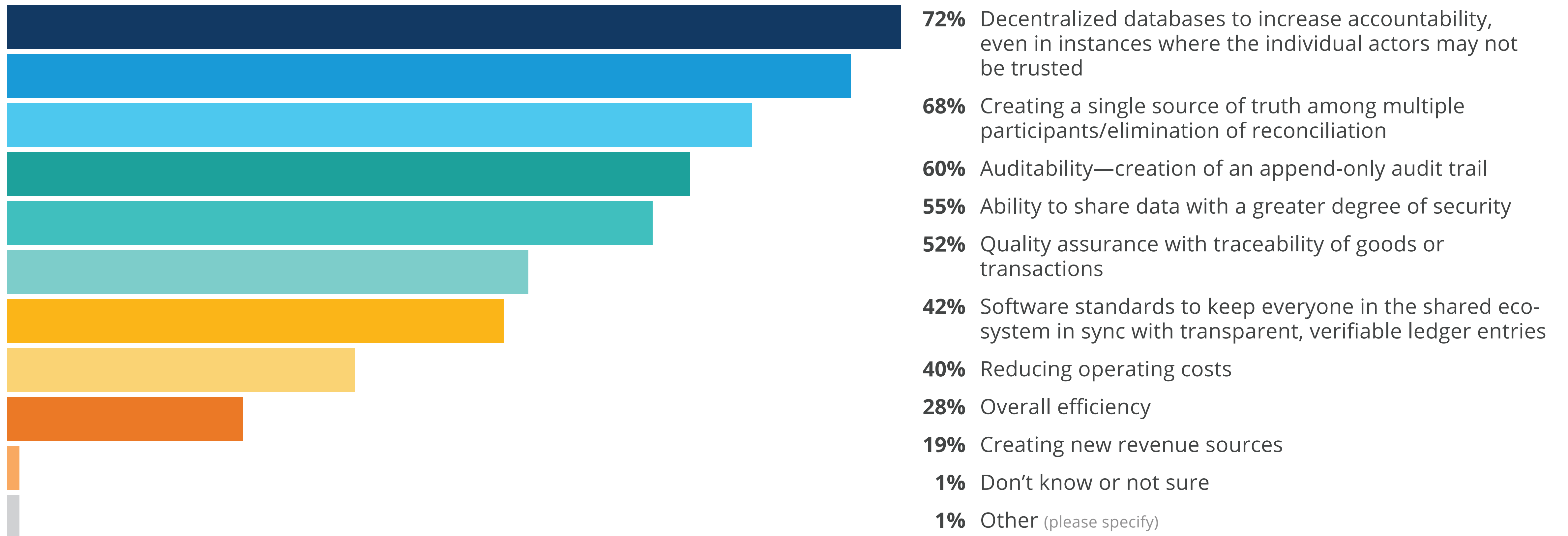
N=140, single response per row, percent responding



# Benefits of Business Blockchain

## Q32. What do you see as the main benefits of business blockchain technologies? Check up to 5.

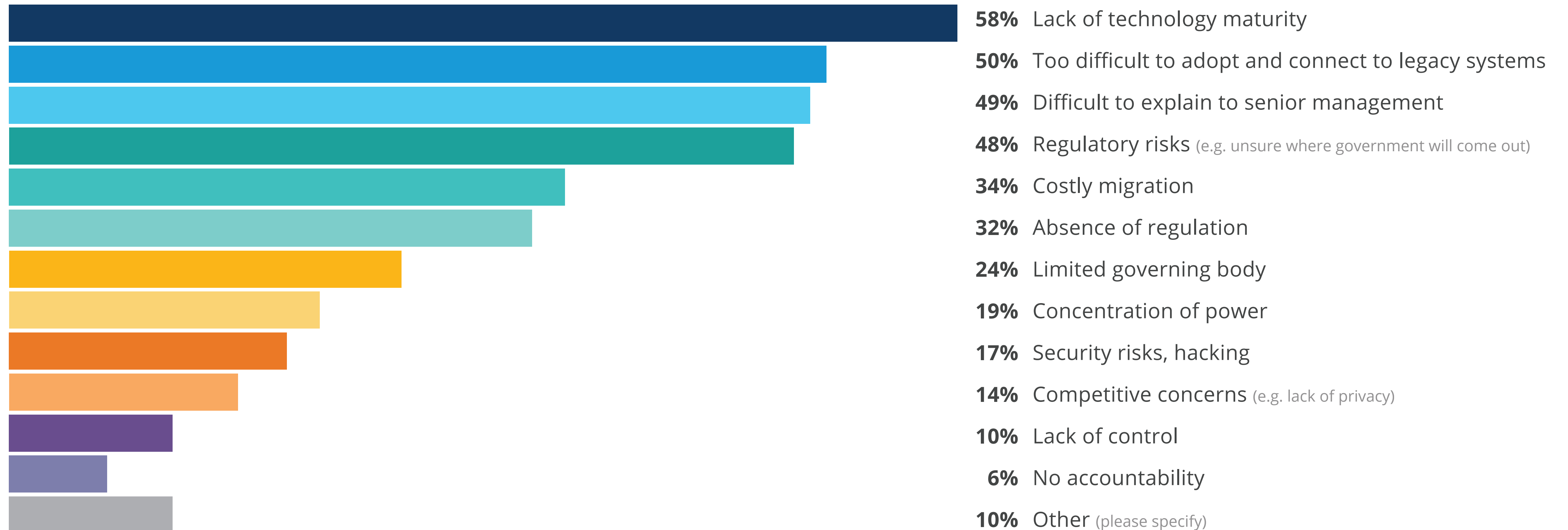
N=139, multiple response, percent responding



# Challenges of Business Blockchain

**Q33. What do you see as the most significant challenges to the adoption of business blockchain technology?  
Check up to five that apply.**

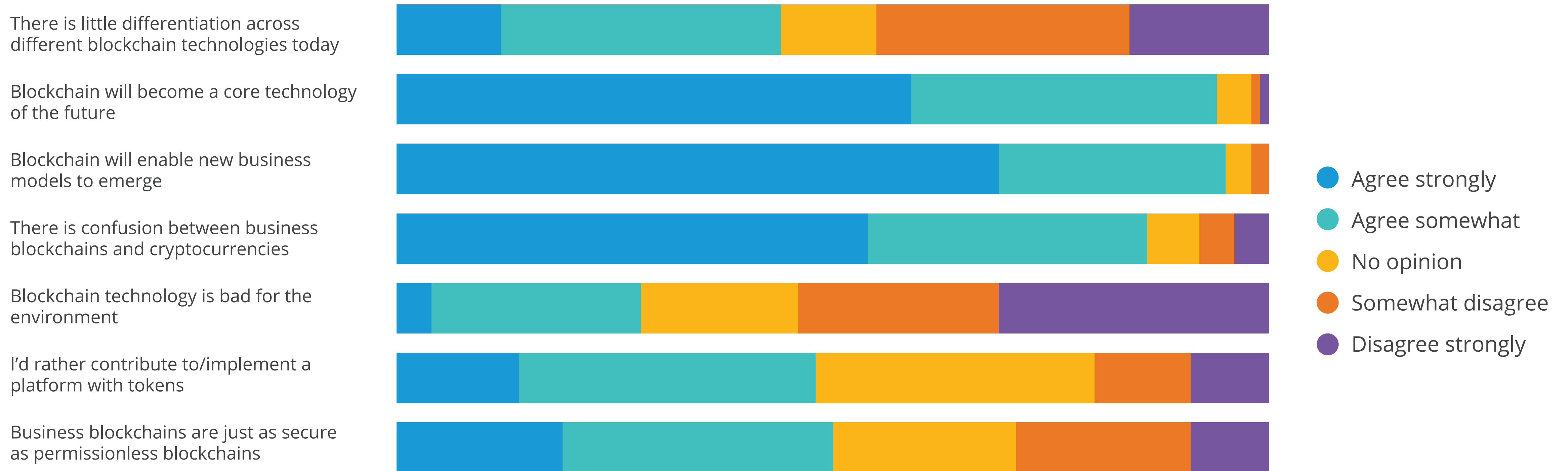
N=139, multiple response, percent responding



# Level of Agreement with Blockchain Characteristics

**Q34. Please indicate the extent to which you agree or disagree with the following statements:**

N=139, single response per row, percent responding



# Interest in Participating in an Open Source Blockchain Project

**Q35. How interested would you be in participating in an open source project that develops business blockchain technologies?**

N=139, single response, percent responding

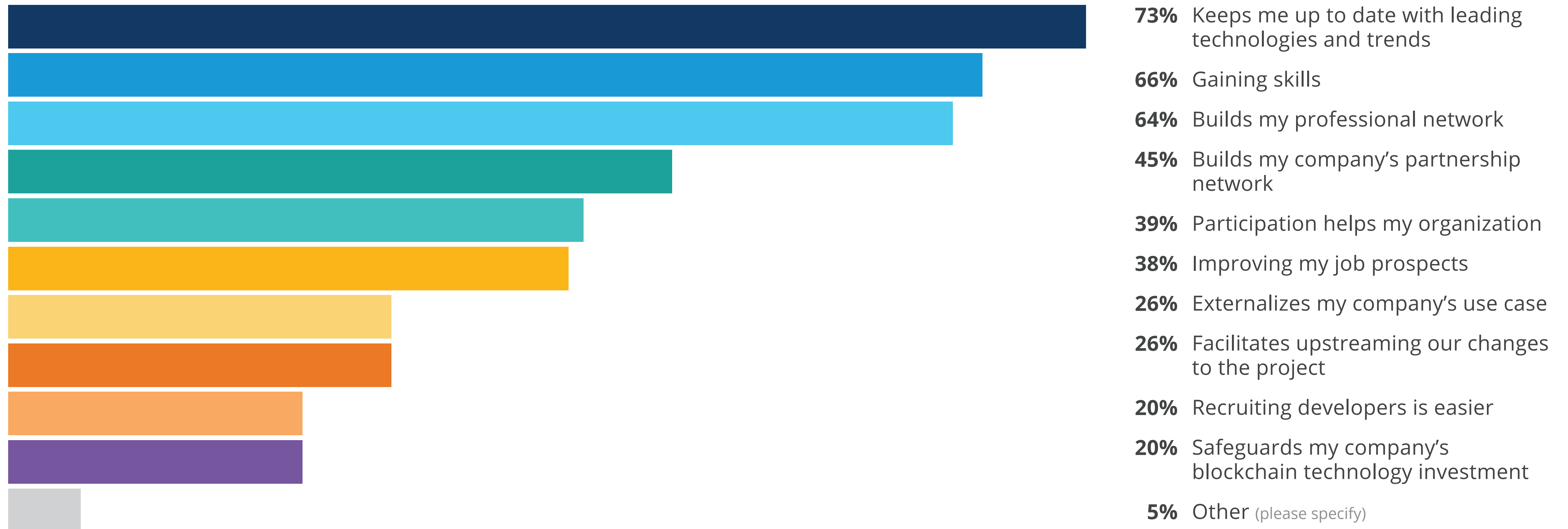




# Benefits of Participation

**Q36. If at least somewhat interested or already participating, what do you see as the benefits of participating in an open source organization? Check all that apply.**

N=138 multiple response, percent responding



# Should Hyperledger Change its Name?

## Q37. Should Hyperledger change its name to Hyperledger Foundation?

N=138 single response, percent responding



 [twitter.com/linuxfoundation](https://twitter.com/linuxfoundation)

 [facebook.com/TheLinuxFoundation](https://facebook.com/TheLinuxFoundation)

 [linkedin.com/company/the-linux-foundation](https://linkedin.com/company/the-linux-foundation)

 [youtube.com/user/TheLinuxFoundation](https://youtube.com/user/TheLinuxFoundation)



October 2021

Copyright © 2021 [The Linux Foundation](https://www.linuxfoundation.org/)

This report is licensed under the [Creative Commons Attribution-NoDerivatives 4.0 International Public License](https://creativecommons.org/licenses/by-nd/4.0/).

